



# Illinois State Board of Education

Jesse Ruiz, Board Chair  
Dr. Christopher Koch, State Superintendent

[Roadmap](#) | [Preliminary Information](#) | [I - Data & Analysis](#) | [II - Action Plan](#) | [III - Plan Development](#) | [IV - ISBE Action](#) | [Log Out](#) | [Checklist](#) | [Help](#) | [Email us](#)  
[District Information](#) | [Vision Statement](#)

## Kirby SD 140 District Information

1. Please take a moment to review the information and make any necessary changes.

District Name:	<input type="text" value="Kirby SD 140"/>	District Address:	<input type="text" value="16931 S Grissom Dr"/>
City/State/Zip:	<input type="text" value="Tinley Park, IL 60477 231"/>	RCDT Number:	<input type="text" value="140161400020000"/>
Superintendent:	<input type="text" value="Dr Michael J Byrne"/>	Superintendent Email:	<input type="text" value="mbyrne@ksd140.org"/>
District Phone:	<input type="text" value="7085326462"/>	District Fax:	<input type="text" value="7088029560"/>
TIP Contact Name*:	<input type="text" value="Julia Mikulich"/>	TIP Contact Email*:	<input type="text" value="jmikulich@ksd140.org"/>
TIP Contact Phone*:	<input type="text" value="7085236462"/>	TIP Contact Fax:	<input type="text" value="7088029560"/>

\* Required information - Name and information of the district contact person who is able to answer questions concerning the Technology Integration Plan (TIP).


2. Check appropriate line:

- Original Submission – Check this line if this is the first submission of the technology plan by your district.
- Amended Submission – Check this line for any resubmission of the plan (returning for peer review, etc).

3. Mid-course Correction - Check this line when this is the yearly review of your district's approved 3-year technology plan and there ARE major changes to the plan. Mid-course Corrections will require a Peer Review of the plan. (Clarification of "major" changes--During the annual evaluation process if the district determines it isn't making progress toward goals or strategies or a new development or opportunity arises, the district will need to revise their technology plan).

The plan was reviewed and evaluated on

Mid-course correction was needed?  Yes  No



Roadmap Preliminary Information I - Data & Analysis II - Action Plan III - Plan Development IV - ISBE Action Log Out Checklist Help Email us

Part A Part B Part C Part D Part E

### Kirby SD 140





#### Section I A. Data & Analysis – Report Card Data

2009 AYP Report | 2009 AMAO Report | District Information | Student Race/Ethnicity | Educational Environment | Enrollment Trends | Educator Data | Assessment Data (Reading) | Assessment Data (Mathematics) | Analysis





Summarize the Data - This box should include a summary and analysis of the significant data.

Paragraph	Default Font	Size	
<p><b>SUMMARY</b></p> <ul style="list-style-type: none"> <li>• 86.4% of KSD 140 students met or exceeded state standards in reading</li> <li>• 90.2% of KSD 140 met or exceeded in math</li> <li>• IEP subgroups did not make AYP with a score of 51.0 %.</li> <li>• Economically disadvantaged subgroups did not make AYP with a score of 58.3%.</li> <li>• Attendance rates have remained constant at 95% or better.</li> </ul> <p><b>ANALYSIS</b></p> <ul style="list-style-type: none"> <li>• Most students are achieving at a high level throughout the district.</li> <li>• Identified areas for improvement are the following subgroups: IEP, Low Income</li> </ul>			
<input checked="" type="checkbox"/> Normal <input type="checkbox"/> HTML <input type="checkbox"/> Preview <input type="text" value="&lt;div&gt;"/>			Words:71 Characters:463

Key Factors - The information in this box is directly aligned to the data analysis and identifies probable causes or

Paragraph ▾	Default Font ▾	Size ▾	
  			
<ul style="list-style-type: none"><li>• Decrease in truancy rate from .4 - .3 %</li><li>• Decrease in mobility from 6.1% -4.5%</li><li>• Decrease in the number of low income students from 5.3 to 2.3.</li><li>• Although not reflected in the data, there has been an increase in diversity and multicultural groups.</li><li>• Increase in the threshold to meet AYP.</li><li>• Increase in the number of students with IEP's taking the ISAT versus the alternate assessment.</li></ul>			
<input checked="" type="checkbox"/> Normal		<input type="checkbox"/> HTML <input type="checkbox"/> Preview	
		Words:60 Characters:373	

Conclusions - The information in this box will include one or two solid conclusion statements drawn from data and information stated above. The statements should be relevant to the development of the Action Plan. The data collected in this box will focus on student achievement.

Paragraph ▾	Default Font ▾	Size ▾	
  			
<ul style="list-style-type: none"><li>• The percentage of ALL students will continue to meet or exceed AYP threshold.</li><li>• The percentage of IEP students who meet state standards in reading will increase by 3% over the next 3 years.</li><li>• The percentage of Economically Disadvantaged students who meet state standards in reading will increase by 3% over the next 3 years.</li></ul>			
<input checked="" type="checkbox"/> Normal		<input type="checkbox"/> HTML <input type="checkbox"/> Preview	
		Words:52 Characters:320	



# Illinois State Board of Education

Jesse Ruiz, Board Chair  
Dr. Christopher Koch, State Superintendent

Roadmap Preliminary Information I - Data & Analysis II - Action Plan III - Plan Development IV - ISBE Action Log Out Checklist Help Email us  
Phase I A-E Phase II A-E Phase III A-E F - Monitoring Process G - Budget Summary

## Kirby SD 140

### Section II A. Action Plan - Goals, Strategies, and Activities Phase I

Part A Part B Part C Part D Part E

Please compile Goals, Strategies and Activities for Phase I (2010-2011) on the following screens, starting with your first goal. After completing the information for your first goal, you will have the option, if you so chose, of initiating a second goal to support your technology integration process for Phase I. You may compile up to three goals for each phase. Each goal must address all areas in the Action Plan for that phase, that is, Curriculum Integration, Professional Development, Parental/Community Involvement, and Technology Deployment, along with identifying the budget for each.

Note: You must enter a brief goal description on this screen before proceeding to Parts B through E.

After completing your goal(s) for Phase I, you will be prompted to define a goal or goals for Phase II (2011-2012) and Phase III (2012-2013). In each instance you may compile up to three goals for each phase. Within each phase you may indicate additional strategies and activities under each goal.

Phase I: 2010 - 2011

Short title for this goal: (No more than 20 words; your short title will carry forward to next screens for this goal.)

Increase by 1% each year, the number of students meeting and exceeding ISAT standards in reading and math for low income and special education from current levels while

Goal 1 :

Paragraph	Default Font	Size	

Increase by 1% each year, the number of students meeting and exceeding ISAT standards in reading and math for low income and special education from current levels while maintaining high levels of success for all students.

Normal  HTML  Preview

Words:36 Characters:223

Save & Previous

Save Your Work

Save & Continue



# Illinois State Board of Education

Jesse Ruiz, Board Chair  
Dr. Christopher Koch, State Superintendent

Roadmap Preliminary Information I - Data & Analysis II - Action Plan III - Plan Development IV - ISBE Action Log Out [Checklist](#) [Help](#) [Email us](#)  
[Part A](#) [Part B](#) [Part C](#) [Part D](#) [Part E](#)


## Kirby SD 140




### Section I B. Data & Analysis – Local Assessment Data

Description - Provide a description of other data collected during the development of the Action Plan. It may include existing data considered in the writing of this plan. This is a list of tools and, where appropriate, dates administered. All data used to develop the Action Plan must be made available to ISBE, the United States Department of Education, the Universal Services Administrative Company, and the local community upon request.

Paragraph ▾	Default Font ▾	Size ▾	
<ul style="list-style-type: none"> <li>• Terra Nova - Annually/Spring 2nd and 5th grade</li> <li>• 2nd grade In-View Complete Battery test - Spring 09</li> <li>• 5th grade CTBS Complete Battery test - Spring 09</li> </ul>			
<input checked="" type="checkbox"/> Normal <input type="checkbox"/> HTML <input type="checkbox"/> Preview			Words:24 Characters:152

Summarize the Data - This box should include a summary and analysis of the significant data.


Paragraph ▾ Default Font ▾ Size ▾ 




  

- 2nd grade students' median national percentile was 70.6; anticipated median national percentile was 60.3
- 5th grade students in each category, (lowest to highest achieving) scored significantly above average (+9 average) in Reading and Math
- Highest achieving students vocabulary score (+2) was substantially lower than other content areas

Normal HTML Preview <div> <ul> <li> Words:47 Characters:342

Key Factors - The information in this box is directly aligned to the data analysis and identifies probable causes or contributing factors to the identified needs/gaps that can be influenced by the goals and strategies in this plan.

Paragraph ▾ Default Font ▾ Size ▾ 

- 2nd and 5th grade students receive appropriate reading and math instruction
- Teachers are qualified in reading and math instruction
- Lack of targeted vocabulary instruction.

Normal HTML Preview <div> <ul> <li> Words:24 Characters:175


Conclusions - The information in this box will include one or two solid conclusion statements drawn from data and information stated above. The statements should be relevant to the development of the Action Plan. The data collected in this box will focus on student achievement.

Paragraph ▾	Default Font ▾	Size ▾	
<ul style="list-style-type: none"><li>• Instructional methods should be monitored and areas for improvement need to be addressed.</li><li>• Continued support of resources for math and reading with an emphasis on vocabulary skills.</li></ul>			
<input type="checkbox"/> Normal	<input type="checkbox"/> HTML	<input type="checkbox"/> Preview	<input type="button" value="&lt;div&gt;"/> <input type="button" value="&lt;ul&gt;"/> <input type="button" value="&lt;li&gt;"/>
			Words:27 Characters:184

Save & Previous

Save Your Work

Save & Continue



Roadmap Preliminary Information I - Data & Analysis II - Action Plan III - Plan Development IV - ISBE Action Log Out Checklist Help Email us

Part A Part B **Part C** Part D Part E

### Kirby SD 140

Section I C. Data & Analysis - Other Data  
 Item 1 - Attributes and Challenges of the District  
 and Community That Have Affected Student Learning

Item 1 | Item 2 | Item 3

Description - Provide a description of other data collected during the development of this plan. It may include existing data considered in the writing of this plan. This is a list of tools and, where appropriate, dates administered. All data used to develop the action plan must be made available to ISBE, the United States Department of Education, the Universal Services Administrative Company, and the local community upon request.

Paragraph	Default Font	Size	
<ul style="list-style-type: none"> <li>• Teacher Survey 11/09</li> <li>• ParaEducator Survey 11/09</li> <li>• School Board Survey 11/09</li> <li>• Student Survey 11/09</li> </ul>			
<input type="checkbox"/> Normal <input type="checkbox"/> HTML <input type="checkbox"/> Preview			Words:10 Characters:92

**Summarize the Data** - This box should include a summary and analysis of the significant data concerning attributes and challenges of the district.

Paragraph	Default Font	Size	
<ul style="list-style-type: none"> <li>• 78% of Teachers use the internet in classroom instruction.</li> <li>• 86% of ParaEducators need training in the area of technology.</li> <li>• 100% of School Board members feel that students need to have a strong background in technology.</li> <li>• 74% of Students use a computer at home for school work.</li> <li>• 65% of Students feel their access to computers is adequate.</li> </ul>			
<input type="checkbox"/> Normal <input type="checkbox"/> HTML <input type="checkbox"/> Preview <input type="button" value="&lt;div&gt;"/> <input type="button" value="&lt;ul&gt;"/> <input type="button" value="&lt;i&gt;"/>			Words:53 Characters:331

**Key Factors** - The information in this box is directly aligned to the data analysis and identifies probable causes or contributing factors to the identified needs/gaps that can be influenced by the goals and strategies in this plan.

Paragraph	Default Font	Size	
Content area for Key Factors			

- All teachers have laptops with high speed internet access in the classroom.
- ParaEducators have not been trained in the technology utilized in the district.
- The School Board is very supportive of technology and its value to students.
- Students have access to technology.

Normal HTML Preview <div> <ul> <li>

Words:39 Characters:266

Conclusions - The information in this box will include one or two solid conclusion statements drawn from data and information stated above. The statements should be relevant to the development of the Action Plan. The data collected in this box will focus on attributes and challenges of the district and community that have affected student learning.

Paragraph Default Font Size



- Teachers will continue to utilize high speed internet access and their laptops for classroom instruction.
- ParaEducators will be trained in the technology utilized in the district.
- The School Board will continue to support use of technology in the classroom.
- Continue to provide technology resources to improve student achievement.

Normal HTML Preview <ul> <li>

Words:45 Characters:328



# Illinois State Board of Education

Jesse Ruiz, Board Chair  
Dr. Christopher Koch, State Superintendent

Roadmap Preliminary Information I - Data & Analysis II - Action Plan III - Plan Development IV - ISBE Action Log Out [Checklist](#) | [Help](#) | [Email us](#)  
| [Part A](#) | [Part B](#) | [Part C](#) | [Part D](#) | [Part E](#) |

## Kirby SD 140




### Section I C. Data & Analysis - Other Data Item 2 - Educator Qualifications and Professional Growth and Development Data

| [Item 1](#) | [Item 2](#) | [Item 3](#)




Description - Provide a description of other data collected during the development of the Action Plan. It may include existing data considered in the writing of this plan. This is a list of tools and, where appropriate, dates administered. All data used to develop the action plan must be made available to ISBE, the United States Department of Education, the Universal Services Administrative Company, and the local community upon request.

Paragraph ▾	Default Font ▾	Size ▾	
<ul style="list-style-type: none"> <li>• Teacher Service Record data 11/09</li> <li>• Continuing Education Program through Kirby School District 140</li> <li>• Staff Technology Survey 05/09</li> </ul>			
<input checked="" type="checkbox"/> Normal <input type="checkbox"/> HTML <input type="checkbox"/> Preview			Words:15 Characters:127

Summarize the Data - This box should include a summary and analysis of the significant data.

Paragraph ▾	Default Font ▾	Size ▾	
 			
<ul style="list-style-type: none"><li>• 100% of teachers hold highly qualified credentials for subject areas taught, and 81% of teachers hold a masters degree or higher.</li><li>• 99% of the 29 Kirby Educational Unit (KEU - in house continuing educational opportunities) classes have been offered and completed in the areas of technology.</li><li>• Teachers feel competent in incorporating technology into lessons, however, would like more opportunities for continuing education in the areas of technology.</li></ul>			
<input type="checkbox"/> Normal		<input type="checkbox"/> HTML	<input type="checkbox"/> Preview
			Words:64 Characters:447

Key Factors - The information in this box is directly aligned to the data analysis and identifies probable causes or contributing factors to the identified needs/gaps that can be influenced by the goals and strategies in this plan.

Paragraph ▾	Default Font ▾	Size ▾	
 			
<ul style="list-style-type: none"><li>• District requirements will continue to demand highly qualified staff and offer assistance in tuition reimbursement.</li><li>• Classes are offered by district staff, address specific needs, and are offered in district.</li><li>• Training opportunities are offered on a regular basis and input is required for further programs.</li><li>• Changes in technology require additional and continued offerings for professional development.</li><li>• Innovative instructional practices utilizing technology need to be offered.</li></ul>			

Normal HTML Preview Words:60 Characters:474

Conclusions - The information in this box will include one or two solid conclusion statements drawn from data and information stated above. The statements should be relevant to the development of the Action Plan. The data collected in this box will focus on educator qualifications and professional growth and development.

Paragraph Default Font Size

- Kirby School District will continue to seek highly qualified and highly educated staff.
- Continue to seek continuing Professional Development opportunities for all staff.

Normal HTML Preview Words:22 Characters:170

Save & Previous

Save Your Work

Save & Continue



# Illinois State Board of Education

Jesse Ruiz, Board Chair  
Dr. Christopher Koch, State Superintendent

Roadmap Preliminary Information I - Data & Analysis II - Action Plan III - Plan Development IV - ISBE Action Log Out [Checklist](#) | [Help](#) | [Email us](#)

| [Part A](#) | [Part B](#) | [Part C](#) | [Part D](#) | [Part E](#) |

## Kirby SD 140

### Section I D. Data & Analysis – Technology Deployment Data






#### Technology Inventory

Please complete the Technology Inventory Spreadsheet so it can be included in this plan (click on “Technology Inventory” to open the spreadsheet). When finished, please complete the following information:






Description- Provide a description of other data collected during the development of the Action Plan. It may include existing data considered in the writing of the Action Plan. This is a list of tools and, where appropriate, dates administered. All data used to develop the action plan must be made available to ISBE, the United States Department of Education, the Universal Services Administrative Company, and the local community upon request.

Paragraph	Default Font	Size	
<ul style="list-style-type: none"> <li>• Technology Hardware and Software Inventory 1/2010</li> <li>• Technology Surveys 11/09</li> <li>• Technology budget for telecommunications and internet access - Fall 09</li> </ul>			
Normal	HTML	Preview	<ul> </ul>
			Words:16 Characters:145

Summarize the Data - This box should include a summary and analysis of the significant data.

Paragraph	Default Font	Size					
   							
<ul style="list-style-type: none"><li>• 3:1 ratio of students to computers</li><li>• 84% of computers are under 5 years old</li><li>• Majority of printers are over 7 years old</li><li>• 100% of classroom have wireless high speed internet access.</li><li>• Currently students have adequate access to technology.</li><li>• The District has adequate access to telecommunications and internet access at this time.</li></ul>							
Normal		HTML		Preview	<ul>	<li>	Words:46 Characters:315

Key Factors - The information in this box is directly aligned to the data analysis and identifies probable causes or contributing factors to the identified needs/gaps that can be influenced by the goals and strategies in this plan.

Paragraph	Default Font	Size	
   			
<ul style="list-style-type: none"><li>• Technology continues to be a priority.</li><li>• Regular updates of hardware, software, and network.</li><li>• Up grading printers has not been a priority.</li><li>• Budgets to focus on updates for hardware and software need to be carefully monitored.</li></ul>			

Normal HTML Preview <ul> <li> Words:33 Characters:220

Conclusions - The information in this box will include one or two solid conclusion statements drawn from data and information stated above. The statements should be relevant to the development of the Action Plan. The data collected in this box will focus on technology deployment.

Paragraph Default Font Size

A 36

- The vision of the District and all stakeholders will continue to support the continued implementation and improvement of curriculum based technology.
- The District will continue to provide adequate software, hardware, and access to telecommunications and internet.

Normal HTML Preview <ul> <li> Words:35 Characters:263

Save & Previous

Save Your Work

Save & Continue



# Illinois State Board of Education

Jesse Ruiz, Board Chair

Dr. Christopher Koch, State Superintendent

[Roadmap](#) | [Preliminary Information](#) | [I - Data & Analysis](#) | [II - Action Plan](#) | [III - Plan Development](#) | [IV - ISBE Action](#) | [Log Out](#) | [Checklist](#) | [Help](#) | [Email us](#)

| [Part A](#) | [Part B](#) | [Part C](#) | [Part D](#) | [Part E](#)

## Kirby SD 140

### Section I E. Data & Analysis – Meta Analysis

| [Item 1](#) | [Item 2](#)

#### Overview

The district will provide an analysis of the data by identifying patterns and trends. The analysis of data will be used to provide the basis for defining goals, strategies and activities by identifying at least one key factor or need in each of the following areas:

- Curriculum integration
- Professional development
- Parental/community involvement
- Technology deployment

Key factors or needs may include (but are not limited to):

- Indicators of why the district's prior plan failed to increase student academic achievement based on an analysis of student achievement data
- District and community characteristics that affect student learning
- Educators' qualifications and professional growth
- Parent involvement affecting student performance
- Indicators of why the district did not achieve AMAO, if applicable

An analysis of the student achievement data from district Report Card data, along with local assessment and other information, will be used to define your S.M.A.R.T.(Specific, Measurable, Attainable, Realistic, and Tangible) goal(s).

[Previous](#)

[Next](#)



# Illinois State Board of Education

Jesse Ruiz, Board Chair  
Dr. Christopher Koch, State Superintendent

[Roadmap](#) | [Preliminary Information](#) | [I - Data & Analysis](#) | [II - Action Plan](#) | [III - Plan Development](#) | [IV - ISBE Action](#) | [Log Out](#) | [Checklist](#) | [Help](#) | [Email us](#)  
| [Part A](#) | [Part B](#) | [Part C](#) | [Part D](#) | [Part E](#)

## Kirby SD 140

### Section I E. Data & Analysis – Meta Analysis

| [Item 1](#) | [Item 2](#)

The conclusions identified in Sections I A, I B, I C, and I D will populate in the text boxes below. The work done and conclusions stated will lead to the development of your strategies in your Action Plan in support of the goal.

#### Section I A – Conclusions from District Report Card Data

- The percentage of ALL students will continue to meet or exceed AYP threshold.
- The percentage of IEP students who meet state standards in reading will increase by 3% over the next 3 years.
- The percentage of Economically Disadvantaged students who meet state standards in reading will increase by 3% over the next 3 years.

#### Section I B – Conclusions from Local Assessment Data

- Instructional methods should be monitored and areas for improvement need to be addressed.
- Continued support of resources for math and reading with an emphasis on vocabulary skills.

#### Section I C1 – Conclusions from Other Data – Attributes and Challenges

- Teachers will continue to utilize high speed internet access and their laptops for classroom instruction.
- ParaEducators will be trained in the technology utilized in the district.
- The School Board will continue to support use of technology in the classroom.
- Continue to provide technology resources to improve student achievement.

#### Section I C2 – Conclusions from Other Data – Educator Qualifications

- Kirby School District will continue to seek highly qualified and highly educated staff.
- Continue to seek continuing Professional Development opportunities for all staff.

**Section I C3 – Conclusions from Other Data – Parent/Community Involvement**

- Continue to communicate with parents and provide opportunities for collaboration.
- Continue to promote parental involvement to increase student achievement.
- Continue to collaborate with TP Library and MLS

**Section I D – Conclusions from Technology Deployment Data**

- The vision of the District and all stakeholders will continue to support the continued implementation and improvement of curriculum based technology.
- The District will continue to provide adequate software, hardware, and access to telecommunications and internet.

S.M.A.R.T. Goal(s) - Drawing on the above conclusions, define your S.M.A.R.T. (Specific, Measurable, Attainable, Realistic, and Tangible) goal(s) in the box below. These goals will be addressed in your strategies and activities in Section II.

Paragraph ▾	Default Font ▾	Size ▾	
<p>Increase by 1% each year, the number of students meeting and exceeding ISAT standards in reading and math for low income and special education from current levels while maintaining high levels of success for all students.</p>			
<input checked="" type="checkbox"/> Normal <input type="checkbox"/> HTML <input type="checkbox"/> Preview			Words:36 Characters:223



Roadmap Preliminary Information I - Data & Analysis II - Action Plan III - Plan Development IV - ISBE Action Log Out Checklist Help Email us  
 | Phase I A-E | Phase II A-E | Phase III A-E | F - Monitoring Process | G - Budget Summary |

### Kirby SD 140

#### Section II A. Action Plan - Goals, Strategies, and Activities Phase I

| Part A | Part B | Part C | Part D | Part E

Please compile Goals, Strategies and Activities for Phase I (2010-2011) on the following screens, starting with your first goal. After completing the information for your first goal, you will have the option, if you so chose, of initiating a second goal to support your technology integration process for Phase I. You may compile up to three goals for each phase. Each goal must address all areas in the Action Plan for that phase, that is, Curriculum Integration, Professional Development, Parental/Community Involvement, and Technology Deployment, along with identifying the budget for each.

**Note:** You must enter a brief goal description on this screen before proceeding to Parts B through E.

After completing your goal(s) for Phase I, you will be prompted to define a goal or goals for Phase II (2011-2012) and Phase III (2012-2013). In each instance you may compile up to three goals for each phase. Within each phase you may indicate additional strategies and activities under each goal.

Phase I: 2010 - 2011

Short title for this goal: (No more than 20 words; your short title will carry forward to next screens for this goal.)

Increase by 1% each year, the number of students meeting and exceeding ISAT standards in reading and math for low income and special education from current levels while

Goal 1 :

Paragraph ▾	Default Font ▾	Size ▾	

Increase by 1% each year, the number of students meeting and exceeding ISAT standards in reading and math for low income and special education from current levels while maintaining high levels of success for all students.


Normal  HTML  Preview

Words:36 Characters:223

Save & Previous

Save Your Work

Save & Continue



Roadmap Preliminary Information I - Data & Analysis II - Action Plan III - Plan Development IV - ISBE Action Log Out Checklist Help Email us  
 | Phase I A-E | Phase II A-E | Phase III A-E | F - Monitoring Process | G - Budget Summary |

### Kirby SD 140

#### Section II A. Action Plan - Goals, Strategies, and Activities Phase II

| Part A | Part B | Part C | Part D | Part E

Please compile Goals, Strategies and Activities for Phase II (2011-2012) on the following screens, starting with your first goal. After completing the information for your first goal, you will have the option, if you so chose, of initiating a second goal to support your technology integration process for Phase II. You may compile up to three goals for each phase. Each goal must address all areas in the Action Plan for that phase, that is, Curriculum Integration, Professional Development, Parental/Community Involvement, and Technology Deployment, along with identifying the budget for each.

**Note:** You must enter a brief goal description on this screen before proceeding to Parts B through E.

After completing your goal(s) for Phase II, you will be prompted to define a goal or goals for Phase III (2012-2013). In each instance you may compile up to three goals for each phase. Within each phase you may indicate additional strategies and activities under each goal.

Phase II: 2011 - 2012

**Short title for this goal:** (No more than 20 words; your short title will carry forward to next screens for this goal.)

Increase by 1% each year, the number of students meeting and exceeding ISAT standards in reading and math for low income and special education from current levels while

Goal 1 :

Paragraph ▾	Default Font ▾	Size ▾	

Increase by 1% each year, the number of students meeting and exceeding ISAT standards in reading and math for low income and special education from current levels while maintaining high levels of success for all students.


Normal  HTML  Preview

Words:36 Characters:222

Save & Previous

Save Your Work

Save & Continue



Roadmap Preliminary Information I - Data & Analysis II - Action Plan III - Plan Development IV - ISBE Action Log Out Checklist Help Email us  
 Phase I A-E Phase II A-E Phase III A-E F - Monitoring Process G - Budget Summary

### Kirby SD 140

#### Section II A. Action Plan - Goals, Strategies, and Activities Phase II

Part A Part B Part C Part D Part E

Please compile Goals, Strategies and Activities for Phase II (2011-2012) on the following screens, starting with your first goal. After completing the information for your first goal, you will have the option, if you so chose, of initiating a second goal to support your technology integration process for Phase II. You may compile up to three goals for each phase. Each goal must address all areas in the Action Plan for that phase, that is, Curriculum Integration, Professional Development, Parental/Community Involvement, and Technology Deployment, along with identifying the budget for each.

**Note:** You must enter a brief goal description on this screen before proceeding to Parts B through E.

After completing your goal(s) for Phase II, you will be prompted to define a goal or goals for Phase III (2012-2013). In each instance you may compile up to three goals for each phase. Within each phase you may indicate additional strategies and activities under each goal.

Phase II: 2011 - 2012

Short title for this goal: (No more than 20 words; your short title will carry forward to next screens for this goal.)

Increase by 1% each year, the number of students meeting and exceeding ISAT standards in reading and math for low income and special education from current levels while

Goal 1 :

Paragraph	Default Font	Size	

Increase by 1% each year, the number of students meeting and exceeding ISAT standards in reading and math for low income and special education from current levels while maintaining high levels of success for all students.


Normal  HTML  Preview

Words:36 Characters:222

Save & Previous

Save Your Work

Save & Continue



Roadmap Preliminary Information I - Data & Analysis II - Action Plan III - Plan Development IV - ISBE Action Log Out Checklist Help Email us  
 Phase I A-E | Phase II A-E | Phase III A-E | F - Monitoring Process | G - Budget Summary

**Kirby SD 140**

**Section II B. Action Plan – Curriculum and Instruction**

Part A | Part B | Part C | Part D | Part E


Goal 1 :Increase by 1% each year, the number of students meeting and exceeding ISAT standards in reading and math for low income and special education from current levels while maintaining high levels of success for all students.

Phase II 2011 - 2012												
Part B: Curriculum and Instruction Strategies and Activities												
Strategy	Students will use scientific research based instruction and						Budget & Funding Sources (\$)					
Activities	StartDate	EndDate	Total	District	E-Rate	R or D	Title I-A	Title II-D	Title III-D	Title IV	Title V	Other
Students will use Wilson	09/01/2011	06/01/2012	0	0			0	0	0	0	0	0
Students will receive	09/01/2011	06/01/2012	0	0			0	0	0	0	0	0
IEP students will use Read	09/01/2011	06/01/2012	0	0			0	0	0	0	0	0
<a href="#">Add More Activities</a>			<a href="#">Delete Checked Activities</a>									

Strategy	Budget & Funding Sources (\$)											
Activities	StartDate	EndDate	Total	District	E-Rate	R or D	Title I-A	Title II-D	Title III-D	Title IV	Title V	Other
			0	0			0	0	0	0	0	0
<a href="#">Add More Activities</a>			<a href="#">Delete Checked Activities</a>									

Strategy	Budget & Funding Sources (\$)											





Roadmap Preliminary Information I - Data & Analysis II - Action Plan III - Plan Development IV - ISBE Action Log Out Checklist Help Email us  
 | Phase I A-E | Phase II A-E | Phase III A-E | F - Monitoring Process | G - Budget Summary |

Kirby SD 140

Section II C. Action Plan – Professional Development

| Part A | Part B | Part C | Part D | Part E

Goal 1 :Increase by 1% each year, the number of students meeting and exceeding ISAT standards in reading and math for low income and special education from current levels while maintaining high levels of success for all students.

Phase II 2011 - 2012													
Part C: Professional Development Strategies and Activities													
Strategy	Professional Development will be offered to all staff members			Budget & Funding Sources (\$)									
Activities	StartDate	EndDate	Total	District	E-Rate	R or D	Title I-A	Title II-D	Title III-D	Title IV	Title V	Other	
Teachers and ParaEducators	08/01/2011	08/19/2011	0	0			0	0	0	0	0	0	0
In-house workshons will	09/01/2011	03/30/2011	0	0			0	0	0	0	0	0	0
Instruction in using on-line	09/01/2011	03/30/2011	0	0			0	0	0	0	0	0	0
Add More Activities			Delete Checked Activities										

Strategy	Budget & Funding Sources (\$)												
Activities	StartDate	EndDate	Total	District	E-Rate	R or D	Title I-A	Title II-D	Title III-D	Title IV	Title V	Other	
			0	0			0	0	0	0	0	0	0
Add More Activities			Delete Checked Activities										

Strategy	Budget & Funding Sources (\$)												





# Illinois State Board of Education

Jesse Ruiz, Board Chair  
Dr. Christopher Koch, State Superintendent

Roadmap Preliminary Information I - Data & Analysis II - Action Plan III - Plan Development IV - ISBE Action Log Out Checklist Help Email us  
Phase I A-E Phase II A-E Phase III A-E F - Monitoring Process G - Budget Summary

## Kirby SD 140

### Section II D. Action Plan – Parental/Community Involvement

(such as adult literacy providers, public library services and district emergency crisis planning)

Part A Part B Part C Part D Part E

Goal 1 :Increase by 1% each year, the number of students meeting and exceeding ISAT standards in reading and math for low income and special education from current levels while maintaining high levels of success for all students.

Phase II 2011 - 2012												
Part D: Parental/Community Involvement Strategies and Activities												
Strategy	In-service parents on Reading Curriculum.			Budget & Funding Sources (\$)								
Activities	StartDate	EndDate	Total	District	E-Rate	R or D	Title I-A	Title II-D	Title III-D	Title IV	Title V	Other
Conduct District	08/15/2011	08/26/2011	0	0			0	0	0	0	0	0
Curriculum link on the	08/29/2011	06/29/2011	0	0			0	0	0	0	0	0
In-service parents on	08/01/2011	08/31/2011	0	0			0	0	0	0	0	0
Internet safety	08/01/2011	06/29/2011	0	0			0	0	0	0	0	0
Add More Activities			Delete Checked Activities									


Strategy	Budget & Funding Sources (\$)											
Activities	StartDate	EndDate	Total	District	E-Rate	R or D	Title I-A	Title II-D	Title III-D	Title IV	Title V	Other
			0	0			0	0	0	0	0	0
Add More Activities			Delete Checked Activities									

Strategy		Budget & Funding Sources (\$)										
Activities	StartDate	EndDate	Total	District	E-Rate	R or D	Title I-A	Title II-D	Title III-D	Title IV	Title V	Other
			0	0			0	0	0	0	0	0
Add More Activities		Delete Checked Activities										

Save & Previous

Save Your Work

Save & Continue



Roadmap Preliminary Information I - Data & Analysis II - Action Plan III - Plan Development IV - ISBE Action Log Out Checklist Help Email us  
 | Phase I A-E | Phase II A-E | Phase III A-E | F - Monitoring Process | G - Budget Summary |

**Kirby SD 140**

**Section II E. Action Plan – Technology Deployment**

| Part A | Part B | Part C | Part D | Part E

Goal 1 : Increase by 1% each year, the number of students meeting and exceeding ISAT standards in reading and math for low income and special education from current levels while maintaining high levels of success for all students.

Phase II 2011 - 2012													
Part E: Technology Deployment Strategies and Activities													
Strategy	Maintain high level of technology support for			Budget & Funding Sources (\$)									
Activities	StartDate	EndDate	Total	District	E-Rate	R or D	Title I-A	Title II-D	Title III-D	Title IV	Title V	Other	
Maintain current level	07/01/2011	06/30/2011	0	0	0	D	0	0	0	0	0	0	
Continue with Technology	07/01/2011	06/30/2011	0	0	0	D	0	0	0	0	0	0	
Provide access to	07/01/2011	06/30/2011	0	0	0	D	0	0	0	0	0	0	
Maintain radio towers for	07/01/2011	06/30/2011	0	0	0	D	0	0	0	0	0	0	
Add More Activities		Delete Checked Activities											

Strategy													
Budget & Funding Sources (\$)													
Activities	StartDate	EndDate	Total	District	E-Rate	R or D	Title I-A	Title II-D	Title III-D	Title IV	Title V	Other	
			0	0	0	D	0	0	0	0	0	0	
Add More Activities		Delete Checked Activities											

Strategy		Budget & Funding Sources (\$)										
Activities	StartDate	EndDate	Total	District	E-Rate	R or D	Title I-A	Title II-D	Title III-D	Title IV	Title V	Other
			0	0	0	D	0	0	0	0	0	0
Add More Activities			Delete Checked Activities									


To initiate a new goal, click the Add Goal button below. Otherwise, save your work and proceed.

Add Goal

Save & Previous

Save Your Work

Save & Continue



Roadmap Preliminary Information I - Data & Analysis II - Action Plan III - Plan Development IV - ISBE Action Log Out Checklist Help Email us  
 Phase I A-E Phase II A-E Phase III A-E F - Monitoring Process G - Budget Summary

### Kirby SD 140

#### Section II A. Action Plan - Goals, Strategies, and Activities Phase III

Part A | Part B | Part C | Part D | Part E

Please compile Goals, Strategies and Activities for Phase III (2012-2013) on the following screens, starting with your first goal. After completing the information for your first goal, you will have the option, if you so chose, of initiating a second goal to support your technology integration process for Phase III. You may compile up to three goals for each phase. Each goal must address all areas in the Action Plan for that phase, that is, Curriculum Integration, Professional Development, Parental/Community Involvement, and Technology Deployment, along with identifying the budget for each.

**Note:** You must enter a brief goal description on this screen before proceeding to Parts B through E.

Phase III: 2012 - 2013

**Short title for this goal: (No more than 20 words; your short title will carry forward to next screens for this goal.)**

Increase by 1% each year, the number of students meeting and exceeding ISAT standards in reading and math for low income and special education from current levels while

Goal 1 :

Paragraph	Default Font	Size	

Increase by 1% each year, the number of students meeting and exceeding ISAT standards in reading and math for low income and special education from current levels while maintaining high levels of success for all students.pasting


Normal  HTML  Preview

Words:36 Characters:229

Save & Previous

Save Your Work

Save & Continue



Roadmap Preliminary Information I - Data & Analysis II - Action Plan III - Plan Development IV - ISBE Action Log Out Checklist Help Email us  
 Phase I A-E Phase II A-E Phase III A-E F - Monitoring Process G - Budget Summary

**Kirby SD 140**

**Section II B. Action Plan – Curriculum and Instruction**

Part A Part B Part C Part D Part E

Goal 1 :Increase by 1% each year, the number of students meeting and exceeding ISAT standards in reading and math for low income and special education from current levels while maintaining high levels of success for all students.

Phase III 2012 - 2013													
Part B: Curriculum and Instruction Strategies and Activities													
Strategy	Students will use scientific research based instruction and			Budget & Funding Sources (\$)									
Activities	StartDate	EndDate	Total	District	E-Rate	R or D	Title I-A	Title II-D	Title III-D	Title IV	Title V	Other	
Students will use Read 180	09/03/2011	06/03/2011	0	0			0	0	0	0	0	0	
Students will receive	09/03/2011	06/03/2011	0	0			0	0	0	0	0	0	
IEP students will use Read	09/03/2011	06/03/2011	0	0			0	0	0	0	0	0	
Add More Activities		Delete Checked Activities											

Strategy	Budget & Funding Sources (\$)												
Activities	StartDate	EndDate	Total	District	E-Rate	R or D	Title I-A	Title II-D	Title III-D	Title IV	Title V	Other	
			0	0			0	0	0	0	0	0	
Add More Activities		Delete Checked Activities											


Strategy	Budget & Funding Sources (\$)												

			0	0			0	0	0	0	0	0
Add More Activities		Delete Checked Activities										

Save & Previous

Save Your Work

Save & Continue



Roadmap Preliminary Information I - Data & Analysis II - Action Plan III - Plan Development IV - ISBE Action Log Out Checklist Help Email us  
 Phase I A-E Phase II A-E Phase III A-E F - Monitoring Process G - Budget Summary

**Kirby SD 140**

**Section II C. Action Plan – Professional Development**

Part A Part B Part C Part D Part E

Goal 1 :Increase by 1% each year, the number of students meeting and exceeding ISAT standards in reading and math for low income and special education from current levels while maintaining high levels of success for all students.

Phase III 2012 - 2013												
Part C: Professional Development Strategies and Activities												
Strategy	Professional Development will be offered to all staff members						Budget & Funding Sources (\$)					
Activities	StartDate	EndDate	Total	District	E-Rate	R or D	Title I-A	Title II-D	Title III-D	Title IV	Title V	Other
Teachers and ParaEducators	08/01/2011	08/17/2011	0	0			0	0	0	0	0	0
In-house workshons will	09/03/2011	03/29/2011	0	0			0	0	0	0	0	0
Instruction in using on-line	09/03/2011	03/29/2011	0	0			0	0	0	0	0	0


Add More Activities Delete Checked Activities

Strategy							Budget & Funding Sources (\$)					
Activities	StartDate	EndDate	Total	District	E-Rate	R or D	Title I-A	Title II-D	Title III-D	Title IV	Title V	Other
			0	0			0	0	0	0	0	0

Add More Activities Delete Checked Activities

Strategy							Budget & Funding Sources (\$)					
----------	--	--	--	--	--	--	-------------------------------	--	--	--	--	--





Roadmap Preliminary Information I - Data & Analysis II - Action Plan III - Plan Development IV - ISBE Action Log Out Checklist Help Email us  
 Phase I A-E | Phase II A-E | Phase III A-E | F - Monitoring Process | G - Budget Summary

Kirby SD 140

Section II D. Action Plan – Parental/Community Involvement

(such as adult literacy providers, public library services and district emergency crisis planning)

Part A | Part B | Part C | Part D | Part E

Goal 1 :Increase by 1% each year, the number of students meeting and exceeding ISAT standards in reading and math for low income and special education from current levels while maintaining high levels of success for all students.

Phase III 2012 - 2013													
Part D: Parental/Community Involvement Strategies and Activities													
Strategy	In-service parents on Reading Curriculum.			Budget & Funding Sources (\$)									
Activities	StartDate	EndDate	Total	District	E-Rate	R or D	Title I-A	Title II-D	Title III-D	Title IV	Title V	Other	
Conduct District	08/13/2011	08/24/2011	0	0			0	0	0	0	0	0	
In-service parents on	08/01/2011	08/31/2011	0	0			0	0	0	0	0	0	
Curriculum link on the	08/01/2011	06/29/2011	0	0			0	0	0	0	0	0	
Internet safety	08/01/2011	06/28/2011	0	0			0	0	0	0	0	0	
Add More Activities		Delete Checked Activities											

Strategy	Budget & Funding Sources (\$)												
Activities	StartDate	EndDate	Total	District	E-Rate	R or D	Title I-A	Title II-D	Title III-D	Title IV	Title V	Other	
			0	0			0	0	0	0	0	0	
Add More Activities		Delete Checked Activities											



# Illinois State Board of Education

Jesse Ruiz, Board Chair  
Dr. Christopher Koch, State Superintendent

Roadmap Preliminary Information I - Data & Analysis II - Action Plan III - Plan Development IV - ISBE Action Log Out Checklist Help Email us  
Phase I A-E Phase II A-E Phase III A-E F - Monitoring Process G - Budget Summary

## Kirby SD 140

### Section II E. Action Plan – Technology Deployment

Part A Part B Part C Part D Part E

Goal 1 :Increase by 1% each year, the number of students meeting and exceeding ISAT standards in reading and math for low income and special education from current levels while maintaining high levels of success for all students.

Phase III 2012 - 2013													
Part E: Technology Deployment Strategies and Activities													
Strategy	Maintain high level of technology support for			Budget & Funding Sources (\$)									
Activities	StartDate	EndDate	Total	District	E-Rate	R or D	Title I-A	Title II-D	Title III-D	Title IV	Title V	Other	
Maintain current level	07/02/2011	06/30/2011	0	0	0	D	0	0	0	0	0	0	
Continue with Technology	07/02/2011	06/30/2011	0	0	0	D	0	0	0	0	0	0	
Provide access to	07/02/2011	06/30/2011	0	0	0	D	0	0	0	0	0	0	
Maintain radio towers for	07/02/2011	06/30/2011	0	0	0	D	0	0	0	0	0	0	
Add More Activities		Delete Checked Activities											

Strategy													Budget & Funding Sources (\$)									
Activities	StartDate	EndDate	Total	District	E-Rate	R or D	Title I-A	Title II-D	Title III-D	Title IV	Title V	Other										
			0	0	0	D	0	0	0	0	0	0										
Add More Activities		Delete Checked Activities																				

Strategy		Budget & Funding Sources (\$)										
Activities	StartDate	EndDate	Total	District	E-Rate	R or D	Title I-A	Title II-D	Title III-D	Title IV	Title V	Other
			0	0	0	D	0	0	0	0	0	0
Add More Activities			Delete Checked Activities									

To initiate a new goal, click the Add Goal button below. Otherwise, save your work and proceed.

Add Goal

Save & Previous

Save Your Work

Save & Continue



Roadmap Preliminary Information I - Data & Analysis II - Action Plan III - Plan Development IV - ISBE Action Log Out [Checklist](#) | [Help](#) | [Email us](#)  
 | [Phase I A-E](#) | [Phase II A-E](#) | [Phase III A-E](#) | [F - Monitoring Process](#) | [G - Budget Summary](#) |

### Kirby SD 140

#### Section II F. Action Plan - Monitoring Process Phase I (2010 - 2011)

| [Phase I](#) | [Phase II](#) | [Phase III](#)

**Monitoring** - The technology plan should outline a forward-looking evaluation process for future technology implementation measures that compensate or adjust to changing conditions which might occur beyond the life of the plan. Describe how the district will assess the effectiveness of hardware, software and other telecommunication services that will be needed to improve education.

District will need to do an annual evaluation that will allow for mid-course correction in response to new developments and opportunities as they arise.

#### Monitoring Description

This should include a description of how district personnel will monitor the effectiveness of strategies and activities toward the achievement of the goals. The description should address:

- Integrating technology into curriculum and instruction
- Increasing the ability of teachers to teach
- Enabling students to reach challenging state academic standards
- Establishing an on-going, measurable process for monitoring the effectiveness of strategies and activities toward the achievement of the goal(s)

Paragraph ▾	Default Font ▾	Size ▾	

The development of this technology plan was undertaken by various stakeholder groups throughout the Kirby School District 140 community. A number of means were utilized to gather information for this plan.

- Classroom observations by building level administrators.
- Provide additional professional development when needed based upon teacher request and student achievement.
- Continue to review ISAT scores.
- Monthly building level meeting to review student progress.
- Meet with Technology Committee quarterly.
- Monthly monitoring of District Web Site.
- Various stakeholder surveys.

**Monitoring Process**

The table below should:

- Identify the tools that will be used to monitor the process
- Identify the indicators that will show progress toward the goal
- Identify the frequency of evaluation
- Identify the person responsible for monitoring/evaluating the strategies.

	Monitoring Tools	Progress Indicators	Evaluation Frequency	Person(s) Responsible
C & I Strategy	5x5 District Classroom Observation	Increase in the number of classrooms	Bi-Weekly/Annual	Building Administrators
PD Strategy	Attendance Logs at In-service	Increase of positive Teacher	Following all in-services	Curriculum coordinator
P/C Strategy	Parent Sign in Sheet for parent	Parent evaluation of curriculum	Following curriculum	Building administrators and

Tech D Strategy	Technology inventory E-Rate	Appropriate and up to date hardware,	On-going/yearly	Tech Department and Business
-----------------	--------------------------------	--------------------------------------	-----------------	------------------------------

Save & Previous

Save Your Work

Save & Continue



# Illinois State Board of Education

Jesse Ruiz, Board Chair  
Dr. Christopher Koch, State Superintendent

Roadmap Preliminary Information I - Data & Analysis II - Action Plan III - Plan Development IV - ISBE Action Log Out [Checklist](#) | [Help](#) | [Email us](#)  
Phase I A-E | Phase II A-E | Phase III A-E | F - Monitoring Process | G - Budget Summary

## Kirby SD 140

### Section II F. Action Plan - Monitoring Process Phase II (2011 - 2012)

Phase I | Phase II | Phase III

**Monitoring** - The technology plan should outline a forward-looking evaluation process for future technology implementation measures that compensate or adjust to changing conditions which might occur beyond the life of the plan. Describe how the district will assess the effectiveness of hardware, software and other telecommunication services that will be needed to improve education.

District will need to do an annual evaluation that will allow for mid-course correction in response to new developments and opportunities as they arise.

#### Monitoring Description

This should include a description of how district personnel will monitor the effectiveness of strategies and activities toward the achievement of the goals. The description should address:

- Integrating technology into curriculum and instruction
- Increasing the ability of teachers to teach
- Enabling students to reach challenging state academic standards
- Establishing an on-going, measurable process for monitoring the effectiveness of strategies and activities toward the achievement of the objective(s)

Paragraph ▾	Default Font ▾	Size ▾	

The development of this technology plan was undertaken by various stakeholder groups throughout the Kirby School District 140 community. A number of means were utilized to gather information for this plan.

- Classroom observations by building level administrators.
- Provide additional professional development when needed based upon teacher request and student achievement.
- Continue to review ISAT scores.
- Monthly building level meeting to review student progress.
- Meet with Technology Committee quarterly.
- Monthly monitoring of District Web Site.
- Various stakeholder surveys.

**Monitoring Process**

The table below should:

- Identify the tools that will be used to monitor the process
- Identify the indicators that will show progress toward the goal
- Identify the frequency of evaluation
- Identify the person responsible for monitoring/evaluating the strategies.

	Monitoring Tools	Progress Indicators	Evaluation Frequency	Person(s) Responsible
C & I Strategy	5x5 District Classroom Observation	Increase in the number of	Bi-Weekly/ Annually	Building Administrators
PD Strategy	Attendance logs at In-service	Increase of positive	Following all in-services	Curriculum coordinator
P/C Strategy	Parent Sign in Sheet for parent	Parent evaluation of	Following curriculum	Building Administrators and

Tech D Strategy	Technology inventory E-Rate	Appropriate and up to date hardware,	On-going/yearly	Technology Department/ Business
-----------------	--------------------------------	--------------------------------------	-----------------	------------------------------------

Save & Previous

Save Your Work

Save & Continue



# Illinois State Board of Education

Jesse Ruiz, Board Chair  
Dr. Christopher Koch, State Superintendent

Roadmap Preliminary Information I - Data & Analysis II - Action Plan III - Plan Development IV - ISBE Action Log Out [Checklist](#) | [Help](#) | [Email us](#)  
Phase I A-E | Phase II A-E | Phase III A-E | F - Monitoring Process | G - Budget Summary

## Kirby SD 140

### Section II F. Action Plan - Monitoring Process

#### Phase III (2012 - 2013)

Phase I | Phase II | Phase III

**Monitoring** - The technology plan should outline a forward-looking evaluation process for future technology implementation measures that compensate or adjust to changing conditions which might occur beyond the life of the plan. Describe how the district will assess the effectiveness of hardware, software and other telecommunication services that will be needed to improve education.

District will need to do an annual evaluation that will allow for mid-course correction in response to new developments and opportunities as they arise.

#### Monitoring Description

This should include a description of how district personnel will monitor the effectiveness of strategies and activities toward the achievement of the goals. The description should address:

- Integrating technology into curriculum and instruction
- Increasing the ability of teachers to teach
- Enabling students to reach challenging state academic standards
- Establishing an on-going, measurable process for monitoring the effectiveness of strategies and activities toward the achievement of the objective(s)

Paragraph ▾	Default Font ▾	Size ▾	

The development of this technology plan was undertaken by various stakeholder groups throughout the Kirby School District 140 community. A number of means were utilized to gather information for this plan.

- Classroom observations by building level administrators.
- Provide additional professional development when needed based upon teacher request and student achievement.
- Continue to review ISAT scores.
- Monthly building level meeting to review student progress.
- Meet with Technology Committee quarterly.
- Monthly monitoring of District Web Site.
- Various stakeholder surveys.

**Monitoring Process**

The table below should:

- Identify the tools that will be used to monitor the process
- Identify the indicators that will show progress toward the goal
- Identify the frequency of evaluation
- Identify the person responsible for monitoring/evaluating the strategies.

	Monitoring Tools	Progress Indicators	Evaluation Frequency	Person(s) Responsible
C & I Strategy	5x5 District Classroom Observation	Increase in the number of classrooms	Bi-Weekly/ Annually	Building Administrators
PD Strategy	Attendance logs at In-service	Increase of positive Teacher	Following all in-services	Curriculum Coordinator
P/C Strategy	Parent Sign in Sheet for parent	Parent evaluation of curriculum	Following curriculum night and	Building Administrators

Tech D Strategy	Technology inventory E-Rate	Appropriate and up to date hardware,	On-going/yearly	Technology Department and
-----------------	-----------------------------	--------------------------------------	-----------------	---------------------------

Save & Previous

Save Your Work

Save & Continue



# Illinois State Board of Education

Jesse Ruiz, Board Chair  
Dr. Christopher Koch, State Superintendent

Roadmap Preliminary Information I - Data & Analysis II - Action Plan III - Plan Development IV - ISBE Action Log Out [Checklist](#) | [Help](#) | [Email us](#)  
Phase I A-E | Phase II A-E | Phase III A-E | F - Monitoring Process | G - Budget Summary

## Kirby SD 140

### Section II F. Action Plan - Monitoring Process Phase III (2012 - 2013)

Phase I | Phase II | Phase III

**Monitoring** - The technology plan should outline a forward-looking evaluation process for future technology implementation measures that compensate or adjust to changing conditions which might occur beyond the life of the plan. Describe how the district will assess the effectiveness of hardware, software and other telecommunication services that will be needed to improve education.

District will need to do an annual evaluation that will allow for mid-course correction in response to new developments and opportunities as they arise.

#### Monitoring Description

This should include a description of how district personnel will monitor the effectiveness of strategies and activities toward the achievement of the goals. The description should address:

- Integrating technology into curriculum and instruction
- Increasing the ability of teachers to teach
- Enabling students to reach challenging state academic standards
- Establishing an on-going, measurable process for monitoring the effectiveness of strategies and activities toward the achievement of the objective(s)

Paragraph ▾	Default Font ▾	Size ▾	

The development of this technology plan was undertaken by various stakeholder groups throughout the Kirby School District 140 community. A number of means were utilized to gather information for this plan.

- Classroom observations by building level administrators.
- Provide additional professional development when needed based upon teacher request and student achievement.
- Continue to review ISAT scores.
- Monthly building level meeting to review student progress.
- Meet with Technology Committee quarterly.
- Monthly monitoring of District Web Site.
- Various stakeholder surveys.

**Monitoring Process**

The table below should:

- Identify the tools that will be used to monitor the process
- Identify the indicators that will show progress toward the goal
- Identify the frequency of evaluation
- Identify the person responsible for monitoring/evaluating the strategies.

	Monitoring Tools	Progress Indicators	Evaluation Frequency	Person(s) Responsible
C & I Strategy	5x5 District Classroom Observation	Increase in the number of classrooms	Bi-Weekly/ Annually	Building Administrators
PD Strategy	Attendance logs at In-service	Increase of positive Teacher	Following all in-services	Curriculum Coordinator
P/C Strategy	Parent Sign in Sheet for parent	Parent evaluation of curriculum	Following curriculum night and	Building Administrators

Tech D Strategy	Technology inventory E-Rate	Appropriate and up to date hardware,	On-going/yearly	Technology Department and
-----------------	-----------------------------	--------------------------------------	-----------------	---------------------------

Save & Previous

Save Your Work

Save & Continue



# Illinois State Board of Education

Jesse Ruiz, Board Chair  
 Dr. Christopher Koch, State Superintendent

Roadmap Preliminary Information I - Data & Analysis II - Action Plan III - Plan Development IV - ISBE Action Log Out Checklist Help Email us  
 | Phase I A-E | Phase II A-E | Phase III A-E | F - Monitoring Process | G - Budget Summary

## Kirby SD 140

### Section II G. Action Plan – Budget Summary

Phase I-II-III -Budget Summary									
Phase I-2010-2011	Budget & Funding Sources								
Goals	Total	District	E-Rate	Title I-A	Title II-D	Title III-D	Title IV	Title V	Other
Increase by 1% each year, the number of students meeting and exceeding ISAT standards in reading and math for low income and special education from current levels while maintaining high levels of success for all students.	140000	100000	40000	0	0	0	0	0	0
<b>Total Budget for Phase I - 2010-2011</b>	<b>140000</b>	<b>100000</b>	<b>40000</b>	<b>0</b>	<b>0</b>	<b>0</b>	<b>0</b>	<b>0</b>	<b>0</b>
Phase II-2011-2012	Budget & Funding Sources								
Goals	Total	District	E-Rate	Title I-A	Title II-D	Title III-D	Title IV	Title V	Other
Increase by 1% each year, the number of students meeting and exceeding ISAT standards in reading and math for low income and special education from current levels while maintaining high levels of success for all students.	0	0	0	0	0	0	0	0	0
<b>Total Budget for Phase II - 2011-2012</b>	<b>0</b>	<b>0</b>	<b>0</b>	<b>0</b>	<b>0</b>	<b>0</b>	<b>0</b>	<b>0</b>	<b>0</b>
Phase III-2012-2013	Budget & Funding Sources								
Goals	Total	District	E-Rate	Title I-A	Title II-D	Title III-D	Title IV	Title V	Other
Increase by 1% each year, the number of students meeting and exceeding ISAT standards in reading and math for low income and special education from current levels while maintaining high levels of success for all students.	0	0	0	0	0	0	0	0	0
<b>Total Budget for Phase III - 2012-2013</b>	<b>0</b>	<b>0</b>	<b>0</b>	<b>0</b>	<b>0</b>	<b>0</b>	<b>0</b>	<b>0</b>	<b>0</b>
<b>Total Budget for Phases I, II, and III - 2010 - 2013</b>	<b>140000</b>	<b>100000</b>	<b>40000</b>	<b>0</b>	<b>0</b>	<b>0</b>	<b>0</b>	<b>0</b>	<b>0</b>



[Roadmap](#) | [Preliminary Information](#) | [I - Data & Analysis](#) | [II - Action Plan](#) | [III - Plan Development](#) | [IV - ISBE Action](#) | [Log Out](#) | [Checklist](#) | [Help](#) | [Email us](#)  
[Part A](#) | [Part B](#)

### Kirby SD 140

#### Section III Plan Development, Review and Implementation A. Stakeholder Involvement

Stakeholder Involvement - Using a narrative, describe specifically how stakeholders (including parents, school staff and others) have been consulted in the development or revision of the plan. Also describe how the adult literacy service providers and public libraries were consulted when preparing this plan. If no adult literacy service provider or library exists, please explain within your narrative your attempts at locating these entities.

Paragraph ▾	Default Font ▾	Size ▾	
<p>Some of the stakeholders involved in the development of this plan are:          Julia Mikulich,, Director of Curriculum          Shawn Olson, Principal          Alice Halbauer, Media Director          Cindy Muys, Operations/Data control specialist          Linda Smetana, Curriculum Department          Susan Haynie, Webmaster          Jennifer Lowe, TP Library          Karen Beran, TP Library          Jim Keating, Technology Specialist          District PTO members          Building administrators          Central Office Administrators</p>			
<input checked="" type="checkbox"/> Normal	<input type="checkbox"/> HTML	<input type="checkbox"/> Preview	<input type="text" value="&lt;div&gt;"/>
			Words:45 Characters:424



# Illinois State Board of Education

Jesse Rutz, Board Chair  
Dr. Christopher Koch, State Superintendent

- [Roadmap](#)
  - [Preliminary Information](#)
  - [I - Data & Analysis](#)
  - [II - Action Plan](#)
  - [III - Plan Development](#)
  - [IV - ISBE Action](#)
  - [Log Out](#)
  - [Checklist](#)
  - [Help](#)
  - [Email us](#)
- | [Part A](#) | [Part B](#)

## Kirby SD 140

### Section III Plan Development, Review and Implementation B. District Internet Safety Policy

Please provide the district's policy pursuant to the Children's Internet Protection Act of 2000(CIPA) and the number of your board-adopted policy in the text box below. The CIPA information must include the following:

#### Technology Protection Measure (Filter)

Schools must certify that they are in CIPA compliance by having an Internet Safety Policy adopted and implemented at the start of the given funding year. This policy must include a Technology Protection Measure that blocks or filters internet access to visual depictions that:

- (a) are obscene,
- (b) are child pornography, or
- (c) are harmful to minors.

Internet Safety Policy Schools subject to CIPA are required to adopt a policy that addresses:

1. Access by minors to inappropriate matter on the internet
2. The safety and security of minors when using electronic mail, chat rooms, and other forms of direct electronic communications
3. Unauthorized access including "hacking" and other unlawful activities by minors online
4. Unauthorized disclosure, use, and dissemination of personal information regarding minors
5. Restricting minors' access to materials harmful to minors.

Paragraph ▾
Default Font ▾
Size ▾

Kirby School District CIPA Policy Number 600.23 - 12/06/07

Normal  HTML  Preview

Words:8 Characters:59

Save & Previous

Save Your Work

Save & Continue